



# Allelopathy Worksheet


## Observations



“L”



“R”



“L/R”

## Post-Lab Questions

1. Discuss the evidence that radish and lettuce seeds have an allelopathic relationship.
2. Hypothesize what the mechanism of allelopathy might be between radish and lettuce seeds.
3. Design an experiment that might demonstrate the mechanism working between radish and lettuce seeds. Describe the experiment.