

DNA Sequence Worksheet

Crime Scene DNA

3'	A T A C C G G C T A C C A T T A G G G C G G C T A C	5'
	T A T G G C C G A T G G T A A T C C C G C C G A T G	
5'		3'

Victim's DNA

3'	T A C G G C T A G C A T T A C G C T C	5'
	A T G C C G A T C G T A A T G C G A G	
5'		3'

Suspect 1 DNA

3'	A C T A C G G C T A C G A T T A C G A	5'
	T G A T G C C G A T G C T A A T G C T	
5'		3'

Suspect 2 DNA

3'	C G G C A T T A T A C G C G G C T A C	5'
	G C C G T A A T A T G C G C C G A T G	
5'		3'

Suspect 3 DNA

3'	T A C G G C T A C G C A T T A G C G G C	5'
	A T G C C G A T G C G T A A T C G C C G	
5'		3'

Paper Gel Electrophoresis Template

Gel Lane for _____ DNA

Number of Fragments _____

Base Pairs
per Fragment

10 

9 

8 

7 

6 

5 










4 

3 

2 

1 

Autoradiogram Worksheet

DNA Size in Number of Base Pairs	Lane 1 Crime Scene DNA	Lane 2 Victim's DNA	Lane 3 Suspect 1 DNA	Lane 4 Suspect 2 DNA	Lane 5 Suspect 3 DNA
10					
9					
8					
7					
6					
5					
4					
3					
2					
1	